

POLICE AND CRIME COMMISSIONER FOR LEICESTERSHIRE STRATEGIC ASSURANCE BOARD

PAPER MARKED

A

Report of	CHIEF CONSTABLE
Subject	QUARTER 3 PERFORMANCE MONITORING
Date	TUESDAY 1 MARCH 2016 – 11:00 a.m.
Author	JON WHITE, THREAT ASSESSMENT UNIT

Purpose of Report

1. The purpose of this report is to inform the Strategic Assurance Board (SAB) of Leicestershire Police performance against the priorities as documented in the Police and Crime Plan (PCP).

Scope of Report

2. This report concentrates on performance to quarter three of the 2015–16 year, utilising data up to the end of December 2015.

Background

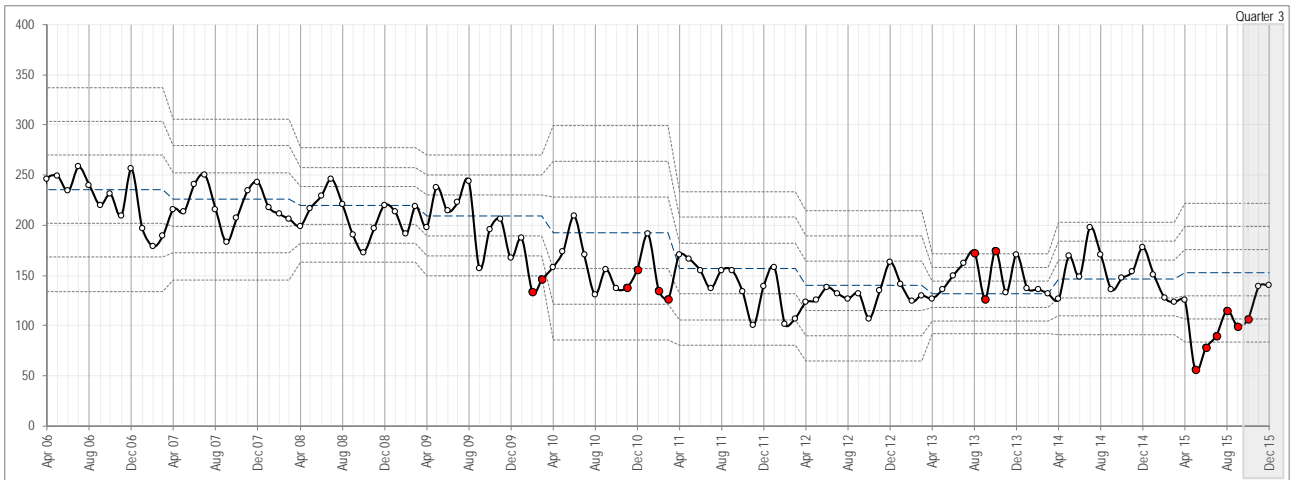
3. At the SAB meeting on the 8th May 2014, it was agreed that performance reporting to the Strategic Assurance Board is provided on a quarterly basis. This report, based on the PCP, looks at recorded crime levels in the context of long term trends. This puts the levels of crime being recorded at present into context and also indicates where levels are significantly high, or low, using statistical process control (SPC) methodology.

Reducing Offending and Reoffending

Priorities 1 to 4 are reported separately by partnership agencies.

Supporting Victims and Witnesses

5. To increase reporting of domestic abuse and ensure a positive outcome for victims and witnesses of domestic abuse



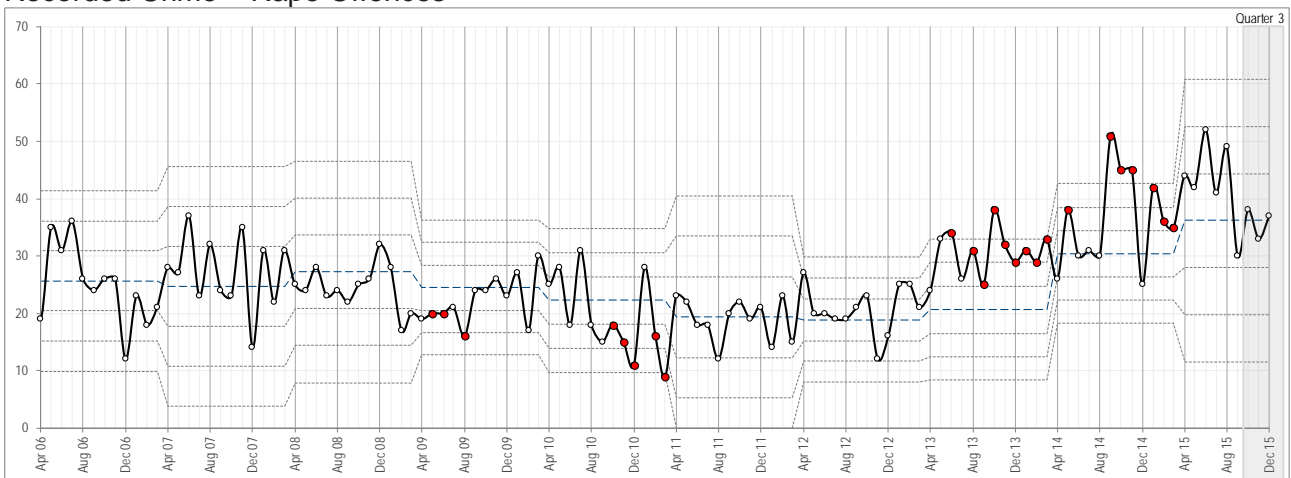
Reports of Domestic Related Violence with Injury offences have been generally higher over the last two years, although there was a steep fall coinciding with the time when the NICHE crime recording system was introduced

Work has been carried out to ensure that all offences are flagged correctly as domestic related, and the most recent two months have shown levels which are within expected levels. The Force will be carrying out work on the previous month's crimes to ensure that all are flagged appropriately. Updates on this work will be given in the monthly PDG meetings, under the chairmanship of the DCC.

December saw the launch of the new single number for victims of domestic violence and sexual abuse to access support across all areas of Leicester, Leicestershire and Rutland.

6. To increase reporting of serious sexual offences and ensure a positive outcome for victims and witnesses of serious sexual offences

Recorded Crime – Rape Offences

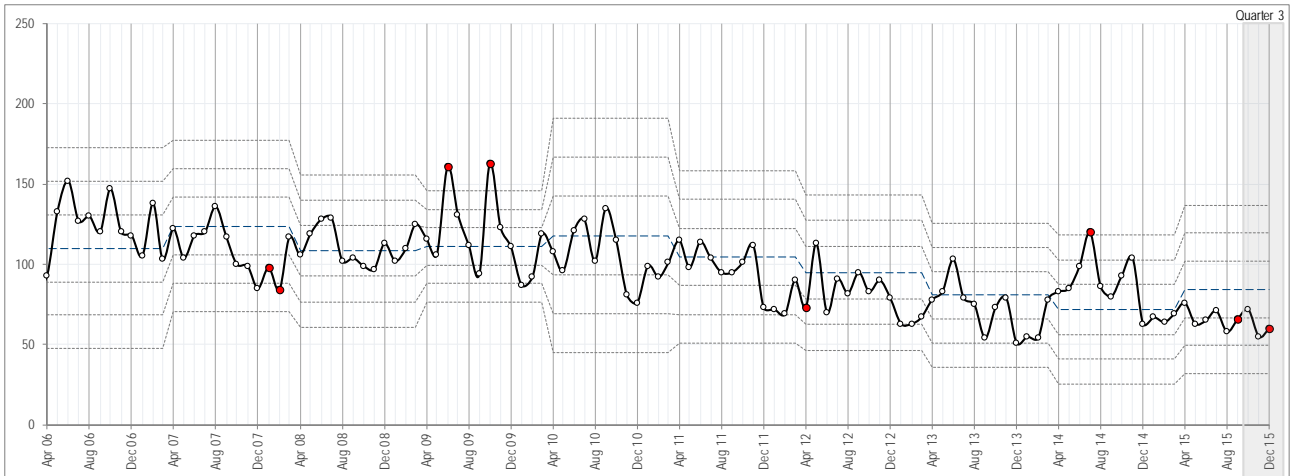


The level of recorded rape offences has fallen in quarter three to levels concentrated around the mean. It is important to note however, that this still represents a high level when considered against the long term trend.

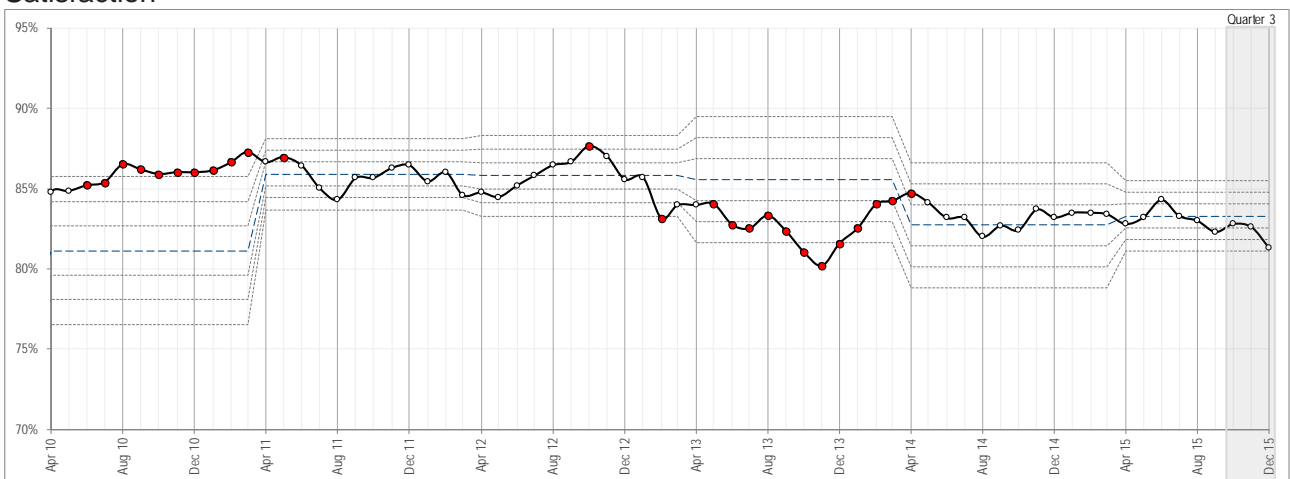
The proportion of offences reported within 7 days of the offence was higher in Q3 than in any previous quarter since the start of 2014, meaning that a lower proportion of historical offences was reported.

7. To increase reporting of hate crimes and ensure a positive outcome for victims and witnesses of hate crime offences

Recorded Crime



Satisfaction



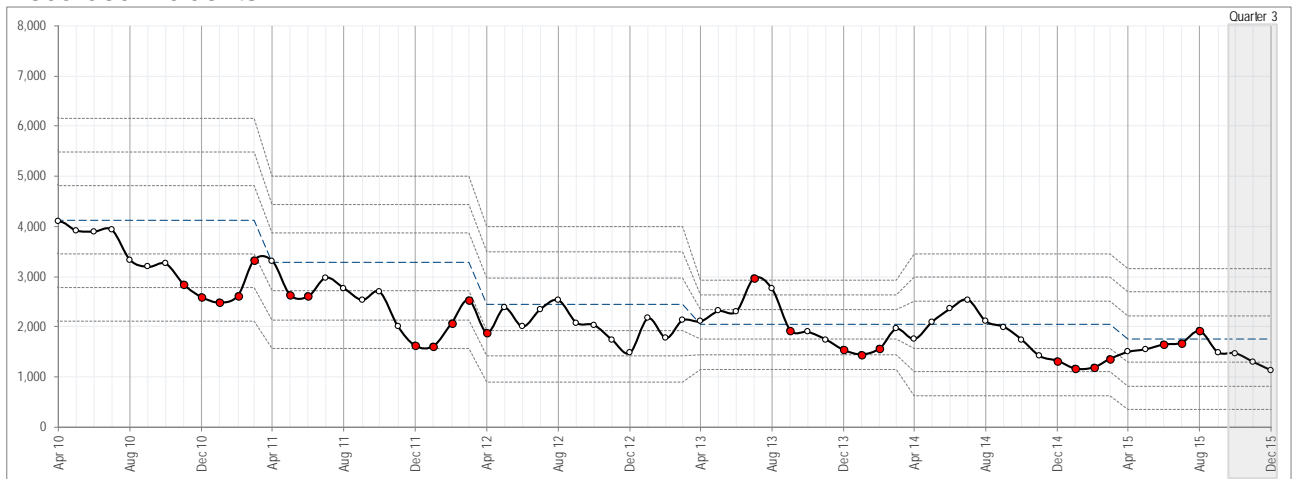
The levels of recorded hate crime continue to fluctuate within narrow bounds below the mean. There was a significant increase last year to the peak seen in July 2014, however the period since has seen a general reducing trend in the apparent level of reports.

A recent audit carried out by the Force found that only two thirds of hate crime offences were flagged as such within the new Crime system, meaning that, although the crime is recorded, and counted in home office statistics, the fact that it is a hate crime is not clearly captured. Work is being undertaken by the Force Crime Registrar and others with the Crime and Intelligence Directorate to ensure the results of the audit are acted upon.

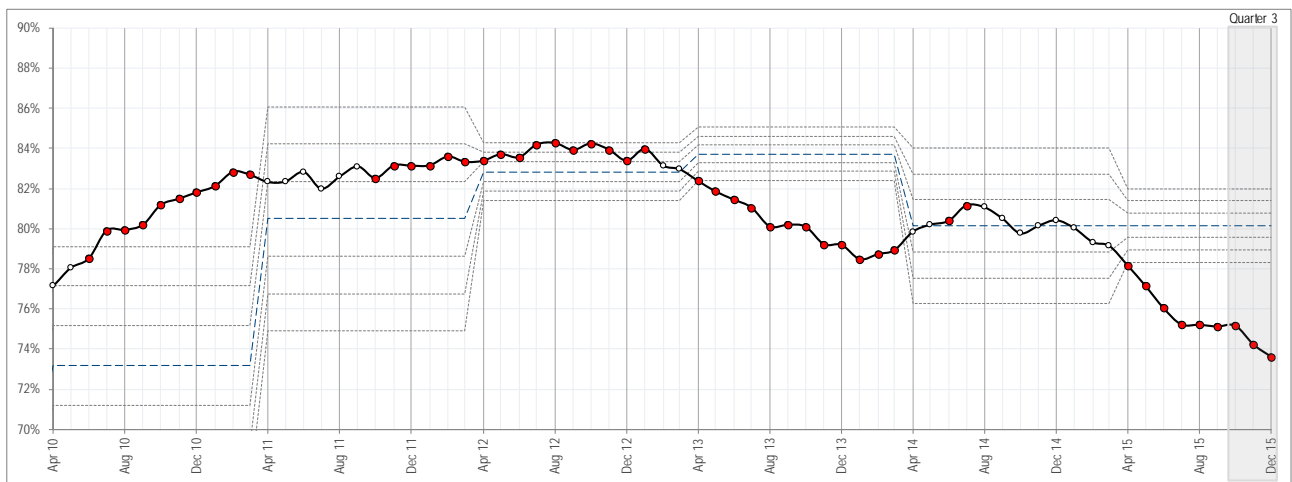
Satisfaction levels have remained stable for the past 12 months, closely fluctuating around the mean expected level. Although the level in December was slightly lower than previous months, it is important to note that this still remains in excess of 80%, and currently this is only a single result, so any conclusions should not be drawn at this stage.

8. To prevent ASB and to continuously improve the quality of service and response to victims of anti-social behaviour

Recorded Incidents



Satisfaction

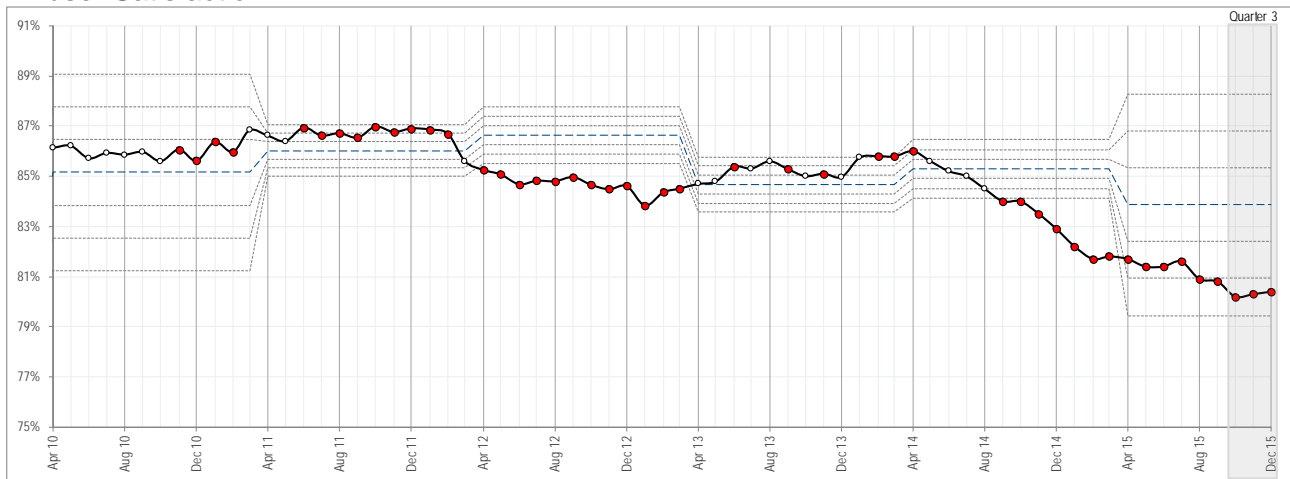


The level of recorded ASB incidents exhibit a general seasonal pattern of a fall over the autumn and winter months with an increased level of incidents building over the spring and summer period. This pattern has been continued in quarter three, with levels consistent with previous autumn/winter levels.

The continued use of the repeat caller database has enabled neighbourhood teams to effectively problem solve persistent issues, such as ASB. This work has now also expanded to include partnership agencies, so that a multi-agency response can be applied to callers of high demand.

9. To continually improve the quality of service and response to victims of crime

All user Satisfaction



All User satisfaction constitutes satisfaction levels from a sample of burglary, vehicle and violent crime victims.

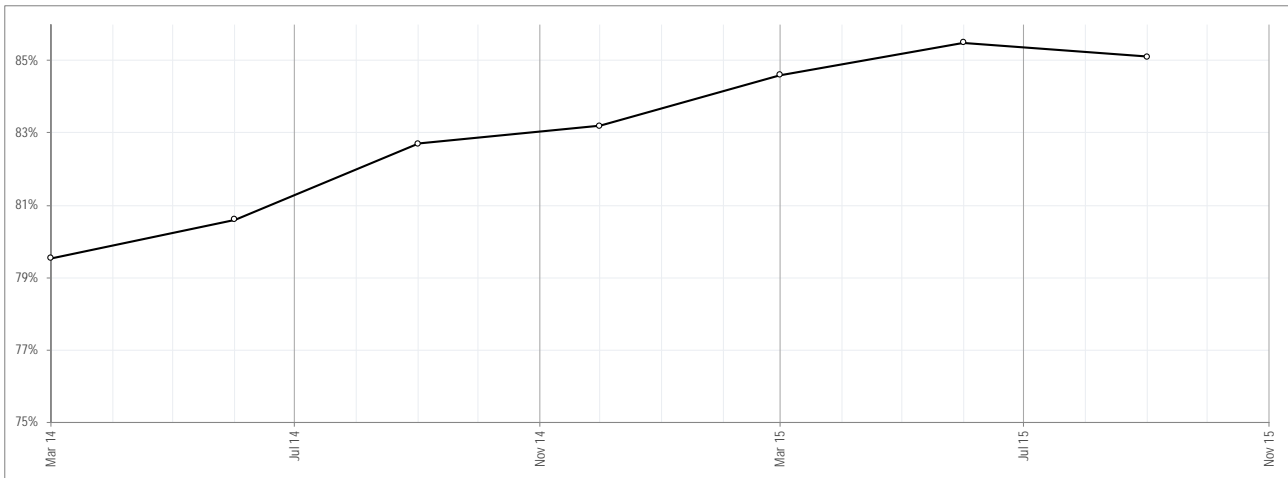
As can be seen from the chart above, quarter three saw an apparent stabilisation in the satisfaction level, which now stands at 80.4%.

Many vehicle crimes are now non-attendant and receive an appropriate telephone based service at the outset. Therefore, the need to finalise crimes at the earliest appropriate opportunity where there are no viable lines of enquiry does mean that the current survey questions do not fit well with the current policing response and this may well have contributed to the trend seen above.

A strategic lead officer has been assigned to this area, and a comprehensive delivery plan around confidence and satisfaction has been established. The implementation of this plan, and the resulting performance, is discussed in detail at monthly PDG meetings.

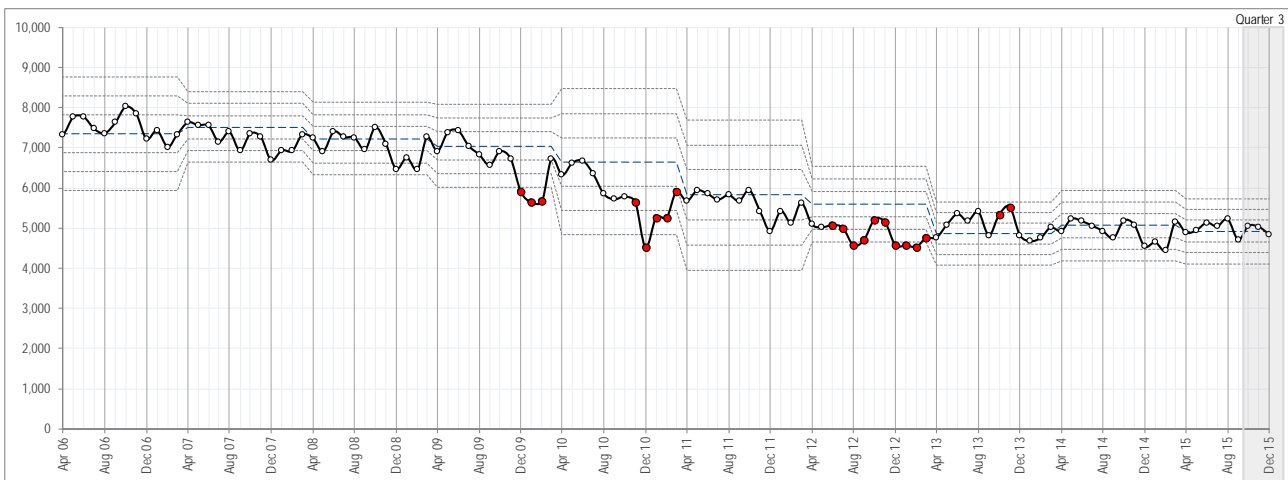
Making Communities and Neighbourhoods Safer

10. To continuously improve the police service to the communities of Leicester, Leicestershire and Rutland



The latest Community Based Survey (CBS) results show that confidence in Leicestershire Police continues to be strong at 85%.

11. To reduce all crime

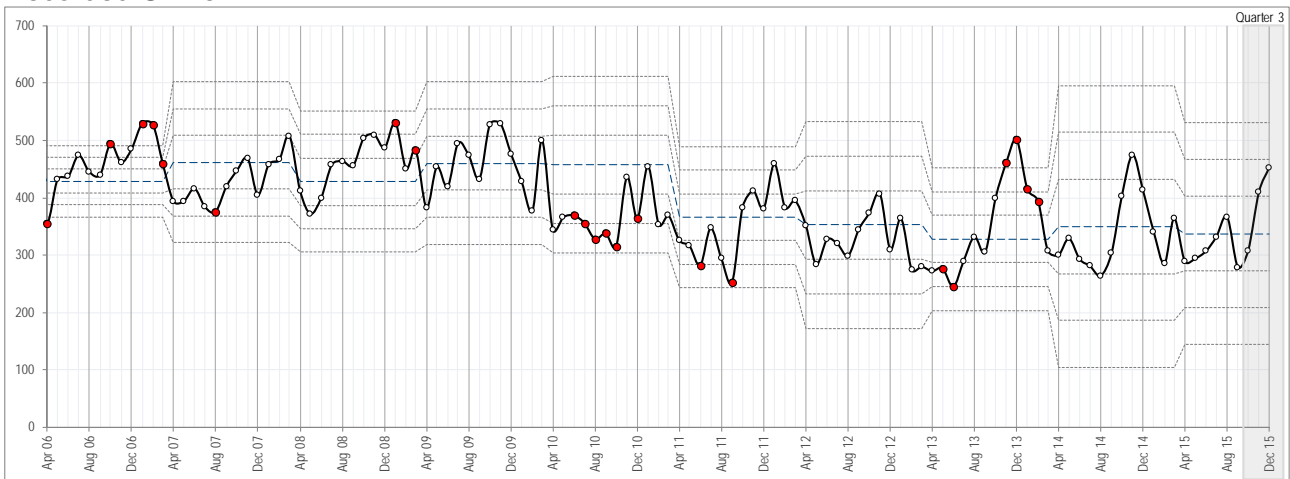


The above chart shows the overall recorded crime level for the Force.

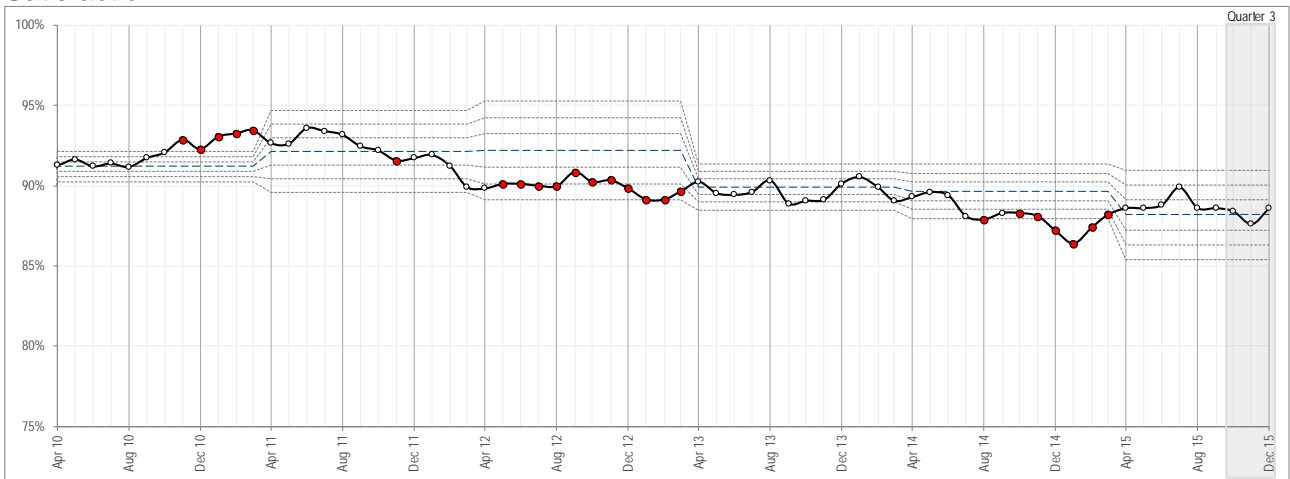
The level of control has been very tight in quarter three, with no large spikes in overall criminality.

12. To reduce domestic burglary and ensure a positive outcome for victims of burglary offences

Recorded Crime



Satisfaction



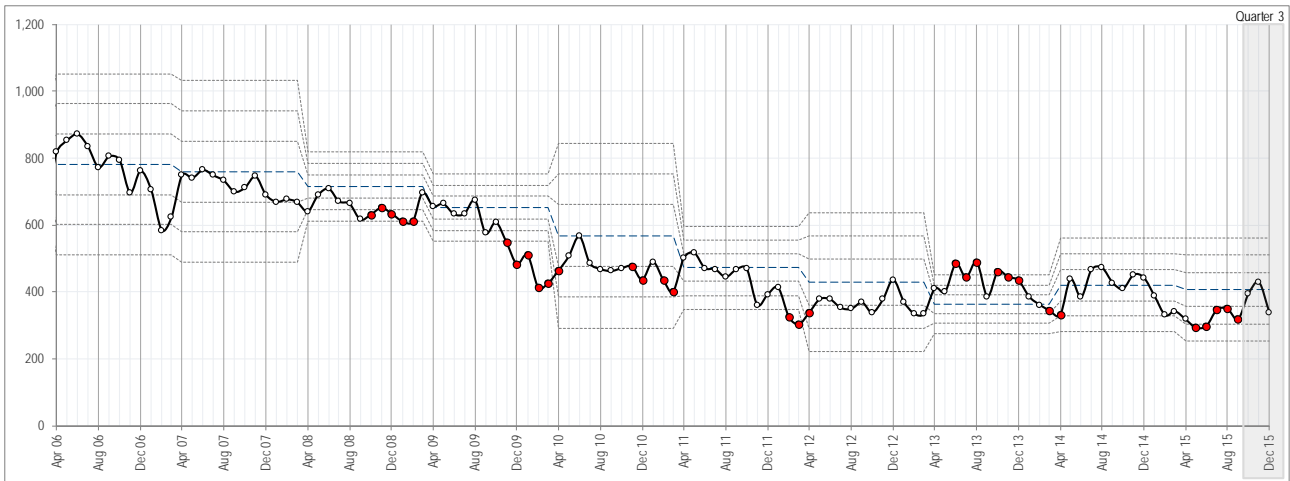
Burglary Dwelling offences have continued to follow the seasonal pattern in offending, but at lower levels to that of previous autumn/winter months.

Satisfaction levels for burglary continue to be strong currently standing at 89%.

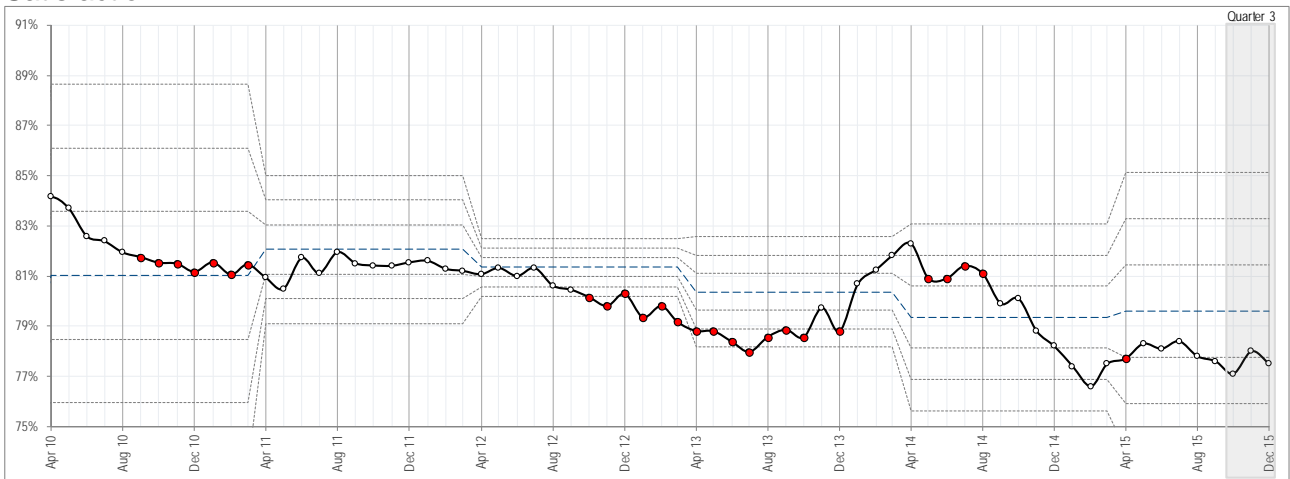
Op Tiger Secured started in October, which is the Force response to the seasonal rise in Burglary offences. By the middle of December, there had been 85 arrests for a variety of burglary related offences. Officers and PCSOs patrolled hotspot areas, acted on intelligence, carried out warrants and visited known offenders. Crime prevention advice was also distributed as part of the cocooning of burglary locations.

13. To reduce violence against the person – with injury and ensure a positive outcome for victims of violent crime – with injury offences

Recorded Crime



Satisfaction



Violence against the person with injury includes offences such as actual bodily harm, and grievous bodily harm.

Levels in Quarter 3 were at expected levels, an increase on the previous significantly low levels in recent months.

It should be noted that the recording issue highlighted earlier may, when fully investigated and resolved, result in an increase to the number of offences for those instances where multiple victims have been incorrectly recorded on single offences. The work to address this issue continues overseen by a strategic lead.

The satisfaction level for overall violent crime remains steady currently standing at 78%, and this has remained largely consistent thought the performance year.

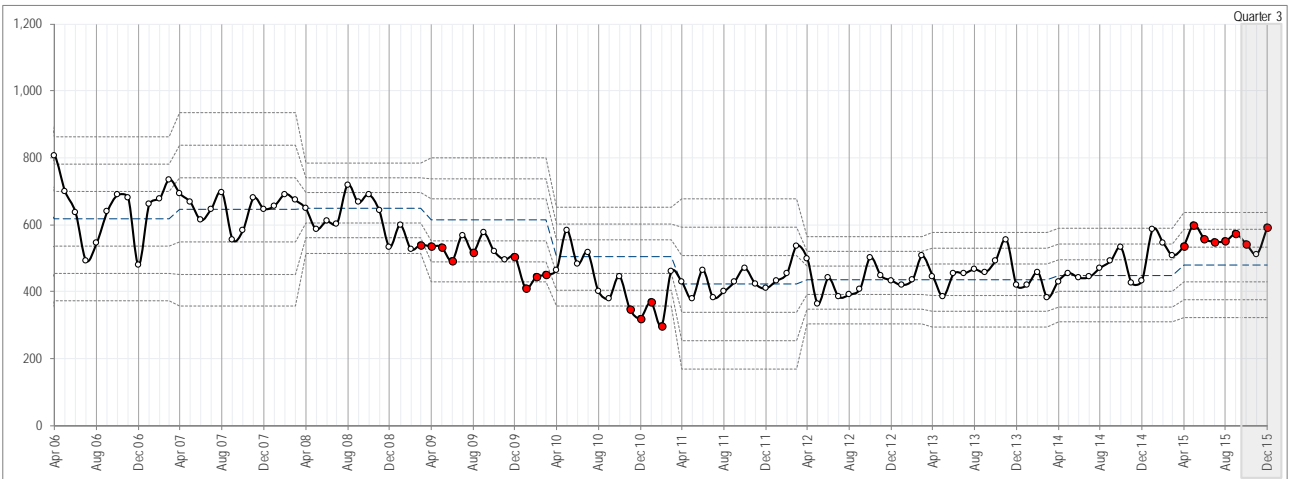
14. To reduce vehicle crime and ensure a positive outcome for victims

Recorded Crime

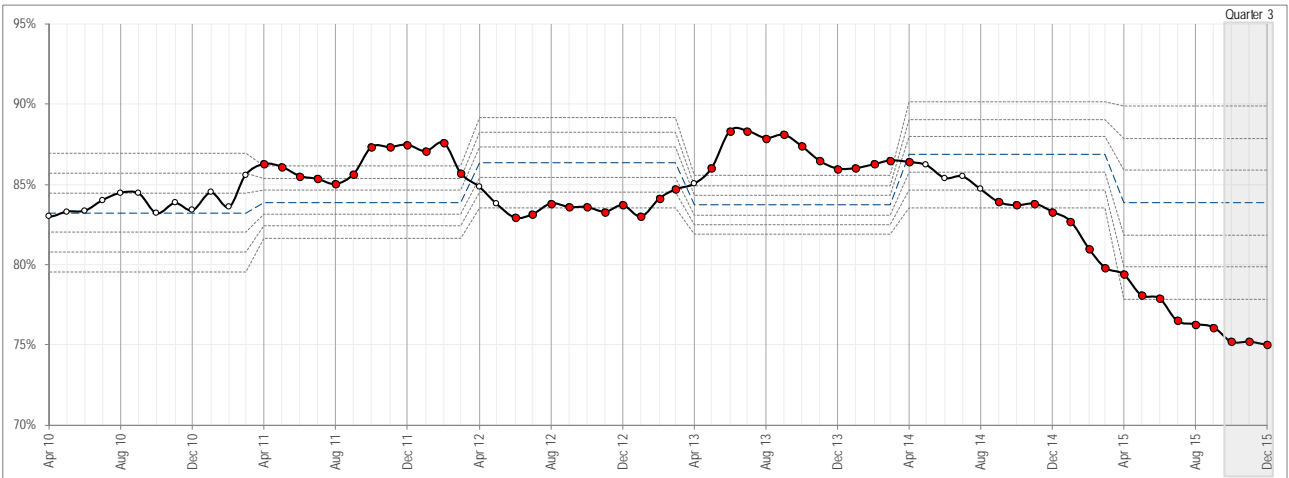
Theft of Motor Vehicle



Theft from Motor Vehicle



Satisfaction



The level of theft of motor vehicle offences has shown a high level of stability around the majority of the current performance year.

In quarter three, two prolific offenders were tracked down, arrested, charged and remanded in custody in connection with the crime series involving the theft of power tools from vans.

In December, a week of action across the region took place targeting theft from lorries. This was an EMOpSS led operation, with Leicestershire providing support.

Other theft from motor vehicle offences such as theft of mopeds for joy riding, and theft of exterior car parts will continue to be managed at a NPA level.

The satisfaction level for vehicle crime has stabilised in quarter 3 and now stands at 76%. With the new Policing model, it was understood that satisfaction levels for theft from a motor vehicle would be lower, as the way in which they were investigated changed.

Protecting the Vulnerable

Priorities 15 and 16 are reported separately by partnership agencies.

17. To reduce the number of repeat missing person reports

	Q1 12/13	Q2 12/13	Q3 12/13	Q4 12/13	Q1 13/14	Q2 13/14	Q3 13/14	Q4 13/14	Q1 14/15	Q2 14/15	Q3 14/15	Q4 14/15	Q1 15/16	Q2 15/16	Q3 15/16
All Reports	328	352	267	215	109	94	47	90	112	62	66	67	72	96	162
Repeat Reports	303	326	243	185	97	84	33	70	97	42	53	55	59	80	150
% Repeats	92%	93%	91%	86%	89%	89%	70%	78%	87%	68%	80%	82%	82%	83%	93%

The number of missing reports from what was the top 9 locations, has risen considerably since the last quarter and has been rising slowly since Q2 14/15.

The main contributors to this rise continue to be a particular pair of siblings - one housed at Dunblane Avenue who went missing 31 times and the other at Wigston Lane who was responsible for all 99 reports from this location. Together these reports account for 80% of all reports from the top 9 locations and 14% of all missing reports for Q3.

Implications

Financial:	No financial implications identified
Legal:	No legal implications identified
Equality Impact Assessment:	No diversity implications identified
Risks and Impact:	Reputational risk and heightened fear of crime where levels are currently high
Link to Police and Crime Plan:	Police and Crime Plan Performance

List of Appendices

None.

Background Papers

Performance Monitoring Paper B presented at Strategic Assurance Board May 2014.

Person to Contact

Mr Jon White, Threat Assessment Unit Manager

Tel: 0116 248 6282, email: jonathan.white@leicestershire.pnn.police.uk